

niftylift

HR15N



(A) 15.5m
51ft

(B) 13.5m
44ft

(C) 9.7m
32ft

225kg
500lbs

1.5m x 0.8m
4ft 11in x 2ft 8in

150°

180°

(D) 1.99m
6ft 6in

(F) 1.5m
4ft 11in

(H) 4.93m
16ft 2in

(J) 6.4m
21ft

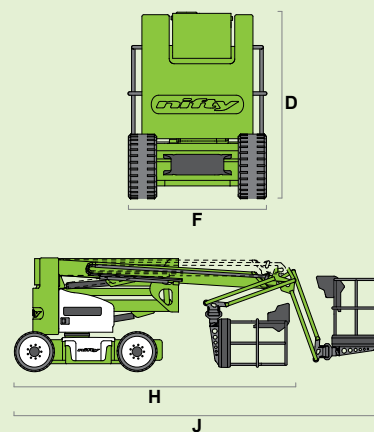
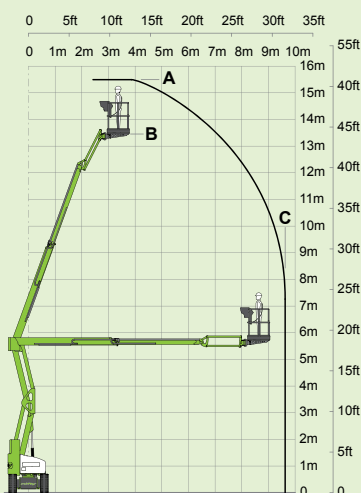
3.5km/h
2.2mph

3.5m
11ft 6in

25%
14°

7250kg
15980lbs


HYBRID



SiOPS® toughcage

niftylift

Chalkdell Drive, Shenley Wood,
Milton Keynes, MK5 6GF
England, United Kingdom
+44 (0)1908 223456
sales@niftylift.com
www.niftylift.com



IS-102